



AIR VISION DRONES INDOOR LIGHT SHOWS

Create an experience unlike any other!



Our mission is to turn dreams to reality!

Working with a great team including Illuminate Drones, we have one mission: to wow your audience with a never-before seen indoor drone light show! That's a tall order, as drone light shows becoming increasingly more complex and requested.

In order to accomplish that goal, we apply the following practices to every show:

- Quick designs
- Best in safety and tech
- Bright drone lights
- The best drone light show designers and operators



How do the drone light shows work?


Drone light shows are accomplished by having dozens to hundreds of drones in the sky that fly in specific patterns to create a design.

Think of each drone as a pixel. The more pixels we have, the more complex designs can be made. For drone shows under 50 drones we generally recommend more abstract designs. Over 50 can do more specific designs and words.

The drones are programmed in our proprietary software where we can design and collaborate with you to make your vision come to life in the air.


Normally, drone light shows were restricted to outside performances, but with new technology, we are able to fly up to 200 drones indoor.

Examples of logos and words (60 drones):




Dude Perfect
Logo

Cool With
Checkmark




Crunchlabs
Logo

Examples of client-requested designs (60 drones):



Football Through
Field Goal



USA Flag



Dude Perfect
Panda Mascot






What is the process for drone light shows?

Generally we have the following process for making sure we can do your drone light show and make your vision a reality!

- Discovery call (we discuss what you are looking for and what we can provide)
- Book the show date and time and get specific details
- Collect a 50% deposit for the show and begin work on designs (usually needs to be done a minimum of two weeks before the show date)
- Do a site visit at the proposed location to make sure all requirements are met
- Finish designs with your input and finalize the show
- Arrive the day of or the day before the show and setup
- The night of the show we launch the drones and perform your show!




How are the shows setup and flown?

The setup for an indoor drone light show begins by marking a designated takeoff area in the performance venue. Base stations are strategically placed around the area to create a communication and positioning network.

Each drone's flight path is programmed into a ground control system, allowing operators to synchronize the drones' movements and lighting effects.

Rehearsals are conducted to fine-tune the drones' flight paths and lighting sequences for a flawless performance.

This streamlined process ensures a captivating and safe indoor drone light show.



What do drone light shows cost?

This can vary by the show, how many drones you need, where the show will be, how long we have until the show date and many other factors, but in general our pricing starts at \$15k for smaller, local shows and usually doesn't go over \$50k unless you want multiple shows, are outside of America or a lot of drones/super complex shows.

We bring the best in drones and designs, but we are here to make a memorable experience for you and your viewers so we offer highly competitive pricing!

Are the drones safe?

Each one of our indoor drones have a cage and propellor guard completely encasing the propellers so even if one flew into you (which is practically impossible), you wouldn't get hurt. Our software has many safety precautions including turning off the drone if it flies outside of the safety boundary.

The drones weigh 190 grams (0.40lb) and the tip of the propellor top speed is 2.6m/s which is not considered strong enough to cut skin.

Drone dimensions are: 208mm X 208mm X 94mm or 8.19 X 8.19 X 3.70 inches





What are safety procedures?

Our drones allow for individual control of each unit, providing the operator with the ability to control each drone independently and take action to ensure the safety of the flight. In the event of any deviations or issues during a flight, the operator can press the "Land" button to immediately bring the drone(s) to the ground.

Furthermore, the drones are equipped with a "Lock" feature that can be used in emergency situations to immediately stop the propellers and cause the drone to fall. The Ground Control Software also provides notifications for any deviations and prompts for any drones that are about to cause safety issues, helping the operator to stay aware of any potential safety concerns and take necessary actions.



General FAQs

How long do the light shows last?

This can depend on the design but most shows can last between 5-8 minutes., however we recommend keeping them under 5 minutes for audience retention and preferably under 4 minutes. We do have the capacity to run two shows back to back shows but it means bringing more drones. Also, two separate shows can be flown back to back at separate locations and double the amount of drones.

What about space requirements?

How much room we need indoors is completely dependent on the design, how many drones you want and the space available. Generally a show of 50 drones needs at least 25x40 feet with 30-40 foot ceilings. Smaller rooms with ceilings under 20 feet can generally fit 30 drones.

Are the drones loud?

As you can imagine, flying dozens or hundreds of drones indoor can be a bit loud, however, with a good sound system playing music or narration, the noise of the drones is easily ignored or covered up.



Combine the drone show with our LED wristbands!

Only one thing can make the indoor drone light show experience more magical and that would be LED wristbands on all attendees!

The matching of the colors to the drones is a truly beautiful experience and one that leaves audiences spellbound (we know as we had a crowd of 14,000 young adults go completely silent as it happened).

Our wristbands can be controlled via our DMX base station or unlocked so the audience can choose from three colors for things like voting or picking sides (like at a sports game).



Need to get the crowd moving? Our LED balls do the trick!

At 3 feet in diameter, these giant, LED balls will get the crowd roaring and energized for the show!

The balls respond to motion so as they bounce around the color will change with every impact, allowing the audience to partake in the fun and creating quite the party atmosphere.

Choose from having 10 or less balls or have dozens roaming the stage, the audience or even the lobby!





Take a look at some examples of the amazing experiences:



Scan here to connect with someone today!





Have more questions?

Awesome! Reach out to us at:

airvisiondrones1@gmail.com

or check out our website at

www.airvisiondrones.com

Or Scan Here

